

EAST HERTS COUNCIL

ENVIRONMENT SCRUTINY COMMITTEE – 26 FEBRUARY 2013

ENVIRONMENT SCRUTINY HEALTHCHECK – SEPTEMBER 2012 TO
DECEMBER 2012

REPORT BY THE CHIEF EXECUTIVE AND DIRECTOR OF CUSTOMER
AND COMMUNITY SERVICES

WARD (S) AFFECTED: All

Purpose/Summary of Report:

To set out a report on the performance of the key indicators that relate to Environment Scrutiny for the period September 2012 to December 2012.

RECOMMENDATION FOR SCRUTINY MEMBERS: That

(A)	The reported performance for the period September 2012 to December 2012 be received; and
------------	-------------------------------------------------------------------------------------------------

(B)	The Executive be advised of any further recommendations.
------------	-----------------------------------------------------------------

1.0 Background

1.1 This is a performance report relevant to the Environment Scrutiny terms of reference covering the period September 2012 to December 2012.




1.2 The report contains a breakdown of the following information by each Corporate Priority:



- An overview of performance, in particular where there have been issues and remedial actions taken during the period. Should members want more detailed information on a specific month, they should refer to that month's Executive Corporate Healthcheck report available on the council website.
- The indicators where data is collected monthly, with performance for December 2012 presented in detail (the most up to date

available) with previous months summarised in a trend chart.

- 1.4 All Councillors have access to Covalent (the Council’s performance management system), should they wish to interrogate the full range of performance indicators. The Performance Team are able to provide support and training on using the Covalent system if required.
- 1.5 **Essential Reference Paper ‘B’** Shows the full set of performance indicators that are reported on a monthly basis to this committee. Essential Reference Paper B has been sorted by status e.g. all performance indicators that are ‘red’ are listed first etc.

The codes used in relation to performance indicator monitoring are as follows:

Status	
	This PI is 6% or more off target.
	This PI is 1-5% off target.
	This PI is on target.

Short Term Trends	
	The value of this PI has changed in the short term.
	The value of this PI has not changed in the short term.

2.0 Report – Indicators grouped by Corporate Priority

Place

Performance analysis

- 2.3 **NI 191 – Residual household waste per household.** Waste disposed of in December 2012 was at the same level as December 2011, maintaining the anticipated outturn at 459kgs per household per annum which is slightly worse than 454kgs set in March 2012.
- 2.4 **NI 192 - Percentage of household waste sent for reuse, recycling and composting.** The level of recycling/composting has fallen below 50% for the first time since April 2012, with both recycling and composting being at the lowest level this year. The overall level may continue to fall through the rest of the year whilst composting levels remain low. Current performance remains consistent with service estimated outturn to achieve 48.10% which will be just below the annual target of 50.00%.

2.1 The following indicators were 'Green', meaning that the targets were either met or exceeded for December 2012. They were:

- EHPI 2.1d – Planning Enforcement: Initial Site Inspections.
- EHPI 2.1e – Planning Enforcement: Service of formal Notices.
- EHPI 2.2(45) – Number of collections missed per 100,000 collections of household waste
- EHPI 2.23 – Planning decisions delegated to officers
- EHPI 218a – Abandoned Vehicles – % investigated within 24 hours
- EHPI 218b – Abandoned Vehicles – % removed within 24 hours of required time
- NI 157a – Processing of planning applications: 'Major' applications.
- NI 157b – Processing of planning applications: 'Minor' applications.
- NI 157c – Processing of planning applications: Other applications.

Please refer to **Essential Reference Paper 'B'** for full details.

Prosperity

Performance analysis

2.2 The following indicators were 'Green', meaning that the targets were either met or exceeded for December 2012. They were:

- EHPI 6.8 – Turnaround of pre NTO PCN challenges
- EHPI 6.9 – Turnaround of NTO Representations

Please refer to **Essential Reference Paper 'B'** for full details.

CONCLUSION

2.3 In conclusion Members are asked to:

- Note the performance indicator analysis for the period September 2012 to December 2012 in **Essential Reference Paper 'B'**
- Agree the recommendations at the start of this report.

3.0 **Implications/Consultation**

3.1 Information on any corporate issues and consultation associated with this report can be found within **Essential Reference Paper 'A'**.

Background Papers:

- 2011/12 Estimates and Future Targets Report – Executive 6 March 2012.

Should members require any guidance notes or Performance Indicator definitions please contact a member of the Performance team in the contacts listed below.

Contact member:

Councillor Malcolm Alexander – Executive member for Community Safety and Environment.

Councillor Paul Phillips – Executive member for Economic Development.

Contact Officer:

Ceri Pettit – Corporate Planning and Performance Manager

Contact Tel Ext No 2240

ceri.pettit@eastherts.gov.uk

Report Author:

Karl Chui – Performance Monitoring Officer

Contact Tel Ext No 2243

karl.chui@eastherts.gov.uk